


AMS-251 1-needle CNC sewing machine (head turning type)



AMS-251 Special Site

https://www.juki.co.jp/industrial_e/newproducts/ams251_e/index.html



* Specifications and appearance are subject to change without prior notice for improvement.
 * Read the instruction manual before putting the machine into service to ensure safety. May, 2017 (DZ)

JUKI ECO PRODUCTS AMS-251 is environmentally friendly product that cleared JUKI ECO PRODUCTS standard.

JUKI ECO PRODUCTS

- The sewing machine complies with the "JUKI Group Green Procurement Guidelines" on the use of hazardous substances, which is stricter than other restriction, such as those of the RoHS Directive.

For details of JUKI ECO PRODUCTS, refer to : http://www.juki.co.jp/eco_e/index.html


* The RoHS Directive limiting the use of 6 hazardous substances (lead, hexavalent chromium, mercury, cadmium, PBB and PBDE) in electrical and electronic equipment.
 The Juki Green Procurement Guideline is the voluntarily established criteria to eliminate not only the aforementioned six substances, but also other ones which also adversely affect the environment.

JUKI
JUKI CORPORATION
 SEWING MACHINERY & SYSTEMS BUSINESS UNIT

2-11-1, TSURUMAKI, TAMA-SHI,
 TOKYO 206-8551, JAPAN
 PHONE : (81) 42-357-2383
 FAX : (81) 42-357-2274
<http://www.juki.com>



Registered Organization :
 The Scope of the Registration : The activities of research, development, design, sales, distribution, and maintenance services of industrial sewing machines, household sewing machines and industrial robots, etc., including sales and maintenance services of data entry systems.





Best stitches in 360°

for Car Seats, Bags and Air Bags

JUKI is launching the "AMS-251"

its high-end 1-needle CNC sewing machine
provided with a machine-head-turning mechanism.

The new model guarantees high-quality
seams uniformly in every sewing direction.

Made in Japan


Feature

The machine-head-turning mechanism helps achieve high-quality seams uniformly in every sewing direction.

JUKI's unique synchronization technology guarantees stable control of the machine head, hook and feed mechanism, thereby creating the most favorable seams.




Draw smooth and uniform curves




With its sewing area of "1,000 mm x 600 mm" the AMS-251 is best suited to the sewing of decorative stitches and large-size products.

The AMS-251 is ideally suited to the sewing of decorative stitches on car seats and luxury bags as well as air bags and other large-size products with zero design tolerance for irregular stitching.



Usability

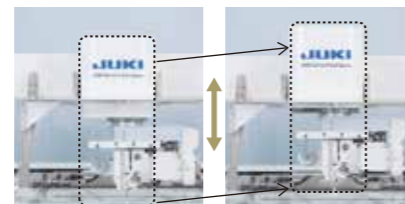
Multiple uses guarantee efficient work and quality improvement




Machine head turning Slip ring system*1
Slip ring system has been adopted to the new machine-head turning mechanism. As a result, limitless turning of the machine head is enabled to allow the sewing machine to sew complicated patterns continuously.



Machine head turning Cutting point needle
The cutting point needle can be used regardless of the sewing direction since the sewing machine constantly faces the sewing direction at its front.



Machine head lifting function
Since thick materials, clamps, palettes with protrusions can be used, design will be expanded.



Multi-axis control technology
The multi-axis control technology used by JUKI are applied to simultaneously control six axes*2.



Horizontal-axis, 3 fold-capacity rotary hook
Adoption of the 3 fold-capacity hook helps reduce the frequency of bobbin replacement even when thick thread is used, thereby supporting sewing of large products.




Operation
The IP420 for the existing AMS Series models has been adopted for the new AMS model. In addition, the existing sewing pattern input software "PM1" is also applicable.



Safety cover
Opening and closing sensor is mounted to the turning-head cover and turning-hook cover to prevent the machine from starting when the cover(s) is opened and to automatically stop the machine if the cover(s) is opened while the machine is in operation.



Start button
A 2-handed start button has been adopted for safe, accurate start up. In addition, unintentional start up of the machine is prevented.



Bobbin replacement cover
Bobbin can be changed easily by opening the accessible cover without requiring the operator to reach under the machine to change the bobbin.

*1 Rotating connector that is able to transmit power and electric signals from the stationary body to the rotating body
*2 Machine-head turning, Hook turning, Main shaft, Hook driving shaft (hook), X-axis feed, Y-axis feed



Image is for illustration purposes.



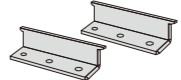
Image is for illustration purposes.

Specification

The best specifications achieve high-quality seams

Application	Medium - Heavy
Sewing Area	1,000 mm x 600 mm
Max Sewing Speed	2,500 sti/min*
Needle (at the time of delivery)	DP x 17, #18 - 25 (#23)
Thread	Nm 60/3 - 20/3
Hook	Rotary Hook, Horizontal-Axis, 3 fold-capacity
Head Lifiable	50 mm
Storage of pattern data	Main-body memory: Max. 33,000,000 stitches, 999 patterns (max. 50,000 stitches / pattern)
	External media: Max. 50,000,000 stitches, 999 patterns (max. 50,000 stitches / pattern)
Total weight	950 kg
Dimensions	2,400 mm (W) x 1,800 mm (D) x 1,600 mm (H)

*"sti/min" stands for "Stitches per Minute"

accessory parts		CHUCK_BASE 40181516 × 2 pcs	SCREW SM5040855SN × 6 pcs
		PLAIN WASHER WP0410516SD × 6 pcs	



When you place orders

Please note when placing orders, that the model name should be written as follows:

1-needle CNC sewing machine (head turning type)

1	2	3	4	5	6	7	8	9	10	11	12	13	14	15	16	17	18	19	20
A	M	S	2	5	1	H	C	1	0	0	6	0	R	S	Z	Z	□	S	H

※CNC:Computer Numerical Control

7	Application	H	for medium to heavy weight materials
8	Palette Clamping Type	C	Standard
9-13	Sewing area	10060	X : 1,000mm Y : 600mm
14	Hook type	R	Rotary Hook
15	Stitch type	S	Lock stitch
16-17	Option	ZZ	Nothing

18	Voltage of Control Box (MC-680)	D	USA / Japan / for Export	3-phase 200V-240V
		K	for Export	single-phase 200V-240V
		N	for CE	single-phase 200V-240V
19	Panel	S	Standard (IP420)	
20	Start switch	H	2 handed start switch	

