



IMESA S.p.A.

Via Degli Olmi, 22 - 31040 CESSALTO (TV) - ITALY

Tel. +390.421.46.80.11 - Fax +390.421.46.80.00

Internet address: www.imesa.it • e-mail: imesa@imesa.it

DISTRIBUTORE / DISTRIBUTOR:

industrial laundry equipment

 **imesa**
TECHNOLOGY IN PROGRESS

LM 6 8 11 14 18 23

High-spin washing machines





TECHNOLOGY IN PROGRESS has been the driving philosophy of **IMESA** for the last 35 years.

Right from the beginning, **IMESA** has distinguished itself from others for its technical ability to satisfy customer's needs.

IMESA is nowadays market leader in Italy and is consolidating its position abroad too; first in Italy in the laundry sector, **IMESA** was

awarded the European Certificate ISO 9001/2000: a guarantee of quality and security.

The company gathers manufacturing, sales and account departments.

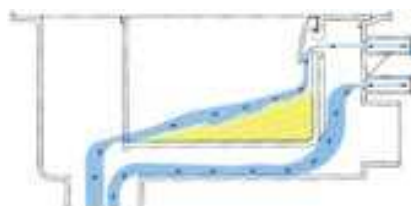
Our company system conforms to European Standards and offers customers a highly specialised approach in a gentle and comfortable environment.



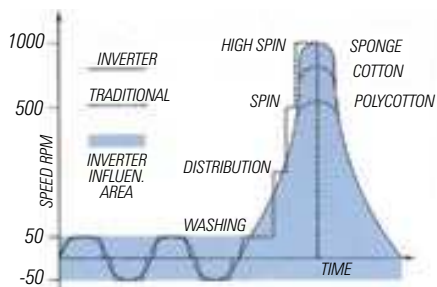
- **HIGH "G" FACTOR**
- **LIQUID DETERGENT PUMPS**
- **INVERTER**
- **SOAP DISPENSER ACCORDING TO EU REGULATIONS**



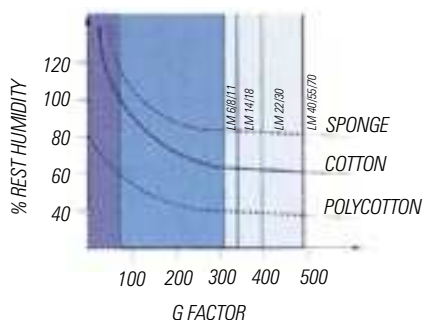
Soap boxes consist of three compartments and comply with ISO specifications for soap anti-reject. Its special drain actually allows a better flow. The upper flip-top of rubber protects the operator from possible burnings.



All electronic LM machines can be supplied with automatic detergent pumps that allow a perfect of detergent at the right time without damaging laundry by over-concentrated detergent application.

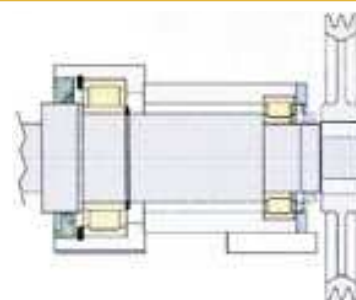


- 1 The Inverter is a standard component (frequency control) of all LM machines since January 1997. It allows the exact control of motor speed, in order to eliminate sudden speed changes that can cause a mechanical shock to the laundry.
- 2 It allows to fix the speed of each cycle (from pre-wash to spin) for a much more precise and delicate wash.
- 3 It is the best solution for every washing need.



"G factor" in the LM washing machines reaches optimal performance levels, whereby the laundry leaves the machine with low residual humidity and ready for drying without needing a hydroextractor. This means a reduction both of washing and labour costs.

View of bearing housing supporting an **IMESA** washing machine drum. Special technical methods and the use of two bearings guarantee a perfect operation avoiding any water or detergent inflow into the bearing housing.



SPIN POWER

- High rpm
- High G Factor
- Electronic balance control





IMESA washing machines are available with three different types of control panels: it is possible to choose the most suitable one according to the customer's needs.

ELECTRONIC TIMER IM9:

- **6 standard built-in programmes;** it is possible to select them through 6 keys
- A 4 digit display shows the messages led lights display the selected programme, the operating cycle and the following ones.
- **Display shows continuously the water temperature,** the programme end or the alarm signals.
- In each programme it is possible to select the cool down process which allows a slow cooling of the linen, including synthetic or very delicate articles of clothing.
- The spin can be disconnected by pushing a key.
- Concerning the available variations in the programme it is also possible to exclude some cycles or to go directly to the programme end by pushing the key for fast advancing.
- A buzzer signals the programme end.



PROGRAMMABLE MICROPROCESSOR IM6:

- Electronic microprocessor with built in 5 languages
- Memory for **30 programmes,** each one with 15 cycles available
- 4-lines graphic display
- Possibility of **delaying the cycle start** from 1 minute to 256 hours
- Programming by its own keyboard or by a personal computer equipped with Windows 95/98/NT
- **Water level control both in cm and litres Temperature control** for each cycle step
- Possibility of programming soaks inside the cycles
- Possibility of extending or reducing the cycles length
- Possibility of **programming different washing speeds** for each step
- The control of the detergent pumps is integrated in the programmer
- Hot and cold water inlet
- Programme fast advancing
- **Failure diagnosis** by display signal



COIN-OPERATION TIMER:

It is a special 6-programme electronic system with 1 key for each programme and 3 more function keys (start, door opening and program select), specifically designed for launderettes.

Set to accept different tokens or preferred currency it can be connected either to **analogical or digital central cash.**

Using currency it is possible to **fix different prices** according to programmes and machines.

The display shows information on the way of paying and selecting cycles.

During the operation the display shows the time remaining to the cycle end (in minutes), that is signalled by the message "END".



LM 14 - 18 - 23



LM 6 - 8 - 11



MICROPROCESSOR

The new **IMESA** microprocessor can be programmed also by a personal computer equipped with **WINDOWS 95/98/NT.**

LM 6 8 11 14 18 23



THE NEW MILLENNIUM LAUNDRY

The LM-set total innovation is the result both of a 15-year constant improvement and of **IMESA** technological research on the high spin washing machines.

We have obtained washing machines which can wash and spin at high speed like the previous ones, but at the same time they are the ideal product for the new Millennium laundry thanks to **their versatility, simple programming, low running cost and reliable performances.**

The mechanics has been completely

re-designed using the three-dimensional CAD.

Each detail has been projected considering its operation as single component and its optimized insertion in the machine as well. The final result is a machine with **innovative technology**, harmonious lines, essential manufacture but **perfectly functional and ergonomic** for the user.

The LM-set washing machines combine excellent mechanical performances and reliable electronic technology, in order to offer a washing programmes range suitable for all customer's needs.





**THE DOOR LOCK
MECHANISM**

*Is based on optimal
safety levels according
to the strictest regulations
and prevents any risk
of accident.*

- **ELECTRONICS WITH 2 YEARS GUARANTEE**
- **ELECTRONIC TIMER/MICROPROCESSOR**
- **CONTROLLER PROGRAMMABLE WITH WINDOWS 95/98/NT**
- **INVERTER (ELECTRONIC FREQUENCY CONTROL)**
- **NEW SKF ROLLER BEARINGS**
- **NEW SEALING RINGS**
- **COIN OPERATION**



CERTIFIED QUALITY

IMESA machines are of good quality and of extremely reliable. Our plants are certified and work in according to the quality system standard UNI EN ISO 9001/2000.

An investment in our machines in an high economic solution.



IMESA means innovation but also respect for the tradition: inner and outer **drums such as all body panels are produced in stainless steel (18/10 AISI 304)**, whilst all the other components in iron and cast iron are painted with epoxy varnish in polymerization oven at over 180 °C.

Also the structure of the small machines has been changed: it has been equalized to the structure of the bigger machines through a new chassis, drum-shaft uniformity and a new hub. The structure

allows an easier dismantling and maintenance at all levels. All electronic components included the speed variator (inverter) have 2-year guarantee. Made to run all day in the hardest conditions, all LM washing machines work silently without vibration and without need of a grounding frame. In this respect the LM washing machines have a suspension system offering low noise and perfect stability avoiding additional masonry costs.

LM means saving costs of labour.

Bed sheets and tablecloths coming out of the high spin washing machines are ready for the drying flatwork ironer saving more than 50% of labour compared with a traditional washing machine.

